

Art – Daffodils

1. Look at artists work with daffodils and explain your personal response to their work. You could put your response on paper or create a note in seesaw.


- What did you like / dislike?
- Which is your favourite? Why?
- What does it remind you of / make you think of?

2. Close up daffodil – practise your shading skills using the colours in a petal. You might want to upload your picture to seesaw.

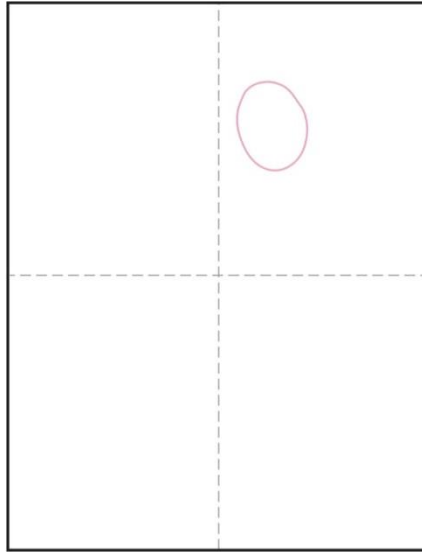


3. If you are able, pick a flower (not from anyone's garden) and draw an observation picture or dissect it, position the parts creatively and take a photograph.

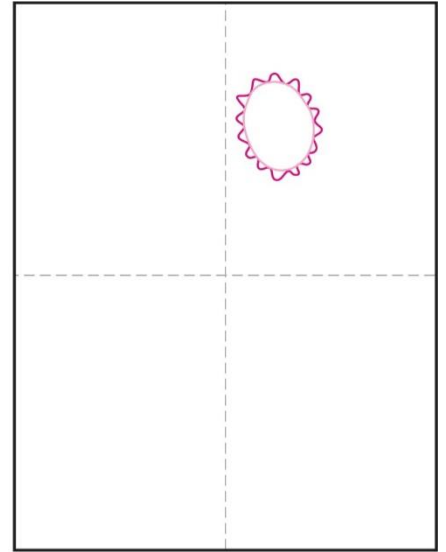
How to Draw A Daffodil - Step by Step



Finished product

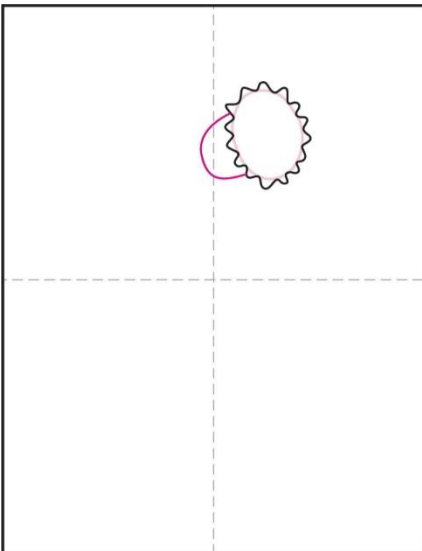


1. Draw guides. Draw a light circle.




2. Add a wiggly edge.


3. Erase the circle, add a cup.




4. Draw three petals.



5. Draw three more petals.



Artist work – personal response




Andy Warhol (1957)




Edwina Sandys (1974)



David Hockney (2020)



David Hockney (1990)



Vincent Van Gogh (1886)



Clare Sherwen (2012)