

Spring 1

Possible Themes & Interests
(based on interests the children have had in past years)



Books following possible themes



Suggested Texts



Spring 1 Literacy Texts



+ Daily songs, nursery rhymes and school/class songs.






Talk for Writing:



Child led interests covered during the half term:

Blank space for recording child-led interests.

Prime Areas

Area of learning	Objectives/skills	Revisit/ongoing throughout the year	Best fit assessment		
			On track	not on track	extra focus assessment needed
<p>Communication and Language</p> 	<p>Listening: Listen attentively in a range of situations and know how to listen carefully e.g., understand they need to look at who is talking to them and think about what they are saying.</p> <p>Attention: Maintains attention, concentrates, and sits quietly during appropriate activity for a short time in the classroom.</p> <p>Respond: Make predictions about what might happen next or story endings in response to texts read. Engage in non-fiction books. Link events in a story to their own experiences. Introduce a storyline into their play.</p> <p>Understanding: Consider the listener and takes turns to listen and speak in different contexts.</p> <p>Speaking: Use talk to pretend objects stand for something else in play. Demonstrate use of past tense verbs, such as "ran" or "fell" but may still get confused. Offer explanations for why things happen. Recount events that happen in their day.</p>	<p>Learn new vocabulary Use new vocabulary in different contexts. Use new vocabulary through the day in discussions and conversations. Learn new rhymes, poems, and songs. Listen to and talk about stories to build familiarity and understanding.</p>			
<p>Personal, Social and Emotional Development</p> 	<p>Express feelings: Can show pride in achievements by showing work to others. <i>Understand how to use the 'take 5' breathing exercise to help with big feelings.</i></p> <p>Manage behaviour: Understand behavioural expectations of the setting.</p> <p>Self-awareness: Take pride in themselves, work, and achievements. Can explain right from wrong and try to behave accordingly.</p> <p>Independence: Can independently manage their own needs; eating, drinking, accessing snack when hungry and communicate own needs in relation to being thirsty, hungry, tired, using the toilet. Can talk about healthy and unhealthy foods.</p> <p>Collaboration: Consider the listener and takes turns to listen and speak in different contexts. Can identify kindness and considerate behaviour of others.</p> <p>Social skills: Seek others to share activities and experiences.</p> <p>Jigsaw Theme – Dreams and Goals Covering: Challenges, Perseverance, Goal setting, Overcoming Obstacles, seeking help, Jobs, Achieving goals. Books used –</p> 	<p>Continue to develop skills of using gestures, non-verbal communication, facial expressions, body language, appropriate language, and vocabulary; to listen to others, speak to peers and adults and engage in discussions in a positive way.</p>			



RE – F3 Which places are special and why?

Coverage - talk about somewhere that is special to themselves, saying why, be aware that some religious people have places which have special meaning for them, talk about the things that are special and valued in a place of worship, identify some significant features of sacred places, recognise a place of worship, get to know and use appropriate words to talk about their thoughts and feelings when visiting a church.

Physical Development



Continue to develop their small motor skills so that they can use a range of tools competently, safely, and confidently. Suggested tools: pencils for drawing and writing, paintbrushes, scissors, knives, forks, and spoon.

Develop the overall body strength, co-ordination, balance, and agility needed to engage successfully with future physical education sessions and other physical disciplines including dance, gymnastics, sport, and swimming.

Further develop and refine a range of ball skills including throwing, catching, kicking, passing, batting, and aiming. Develop confidence, competence, precision, and accuracy when engaging in activities that involve a ball.

PE Focus- Dance with Sports Coach

Continue to develop overall body-strength, balance, co-ordination, and agility through use of outdoor play equipment.

Complete separate fine motor writing assessment.

Assessment		Pre-Phonemic Stage				
Pictures	Random Scribbling	Scribble writing	Symbols that represent letters	Random letters	Letter Strings	Letter groups
Picture tells a story to convey message	Starting point of any point of paper	Progression is from left to right	Mark letters or symbols	Letter strings show from L to R and move down the page	Separated by spaces to resemble different words	
Indicate initials below:						
Aut 1						
Aut 2						
Sp1						
Sp2						
Sp3						
Sp4						

Specific Areas

Literacy



COMPREHENSION

Use picture clues to help read a simple text.
Make a simple prediction based on the pictures or text of a straightforward story that is read aloud to them.
Show understanding of some words and phrases in a story that is read aloud to them.
Express a preference for a book, song or rhyme, from a limited selection.
Play is influenced by experience of books (small world, role play).

Daily questioning to develop comprehension skills.

WORD READING

Read individual letters by saying the sounds for them.
Blend sounds into words, so that they can read short words made up of known letter-sound correspondences.
Read a few common exception words matched to the school's phonic programme.

Re-read books to build up their confidence in word reading, their fluency and their understanding and enjoyment. Read books consistent with their phonic knowledge.





WRITING

Emergent writing:
Use appropriate letters for initial sounds.
Composition:
Orally compose a sentence and hold it in memory before attempting to write it and use simple conjunctions.
Spelling:

Handwriting - Continue to revisit/practice letter formation relating to name, phonics phases and other letters which children have been taught to form correctly.

	<p>Spell to write VC and CVC words independently using Phase 2 graphemes. Handwriting: Shows a dominant hand. Write from left to right and top to bottom. Begin to form recognisable letters.</p> <p>Talk for Writing Progression Child knows groups of letters make up a word and a group of words make sentences. Child continues to write the initial sound of a word which may develop to a VC and a CVC words and the adult continues to write the other parts of the story.</p>												
<p>Phonics</p>	<p>Phase 2 Consolidate skills as in Autumn 2. Recognise digraphs -ck + consonant endings - ff, ll, ss Know tricky words - the, to, and, no, go, l Blend and segment known sounds for reading and spelling VC, CVC, CVCC</p> <p>Phase 3 Begin Phase 3 skills: Know the remaining grapheme -phoneme correspondence for i, v, w, x, z, zz, qu Know the 4 consonant digraphs – sh, th, ch, ng If ready begin to learn a new diagraph a week starting with ai</p>	<p>Continue to revisit all taught sounds daily and practice sound discrimination.</p>											
<p>Mathematics</p> 	<p>Numbers 5 and 0</p>  <table border="1" data-bbox="371 1501 1765 1925"> <thead> <tr> <th data-bbox="371 1501 1062 1543">Coverage</th> <th data-bbox="1062 1501 1765 1543">Guidance</th> </tr> </thead> <tbody> <tr> <td data-bbox="371 1543 1062 1648">Introducing zero</td> <td data-bbox="1062 1543 1765 1648">Ongoing opportunities to explore and apply the understanding of 'nothing there' or 'all gone' - the number name zero and the numeral 0 used to represent this idea.</td> </tr> <tr> <td data-bbox="371 1648 1062 1795">Comparing numbers to 5</td> <td data-bbox="1062 1648 1765 1795">Continue to compare numbers, one quantity can be more than, the same as or fewer than another quantity. Use a range of representations to support this understanding and encourage the children to compare quantities using a variety of objects and representations.</td> </tr> <tr> <td data-bbox="371 1795 1062 1925">Composition of 5, five wise</td> <td data-bbox="1062 1795 1765 1925">Continue to develop the understanding that all numbers are made up of smaller numbers, composed of 2 parts or more than 2 parts. Opportunities in provision to explore and notice the different compositions of 4 and 5.</td> </tr> </tbody> </table>	Coverage	Guidance	Introducing zero	Ongoing opportunities to explore and apply the understanding of 'nothing there' or 'all gone' - the number name zero and the numeral 0 used to represent this idea.	Comparing numbers to 5	Continue to compare numbers, one quantity can be more than, the same as or fewer than another quantity. Use a range of representations to support this understanding and encourage the children to compare quantities using a variety of objects and representations.	Composition of 5, five wise	Continue to develop the understanding that all numbers are made up of smaller numbers, composed of 2 parts or more than 2 parts. Opportunities in provision to explore and notice the different compositions of 4 and 5.	<p>Continue to revisit key skills – Counting, Subitising, Composition, Sorting, matching, comparing & ordering</p>			
Coverage	Guidance												
Introducing zero	Ongoing opportunities to explore and apply the understanding of 'nothing there' or 'all gone' - the number name zero and the numeral 0 used to represent this idea.												
Comparing numbers to 5	Continue to compare numbers, one quantity can be more than, the same as or fewer than another quantity. Use a range of representations to support this understanding and encourage the children to compare quantities using a variety of objects and representations.												
Composition of 5, five wise	Continue to develop the understanding that all numbers are made up of smaller numbers, composed of 2 parts or more than 2 parts. Opportunities in provision to explore and notice the different compositions of 4 and 5.												

Comparing Mass	Encourage children to make direct comparisons holding items to estimate heaviest, use balance scales to check. Prompt language of heavy, heavier than, heaviest, light, lighter than, lightest. Common misconception than the bigger item is the heaviest.
Comparing Capacity	Continue to build on understanding of full and empty to show half full, nearly full, and nearly empty. Provide opportunities to explore capacity using different materials such as water, sand, rice, and beads. Provide different sized and shaped containers to investigate. Prompt them to use the language of tall, thin, narrow, wide, and shallow. Encourage the children to make direct comparisons by pouring from one container into another. They can also use small pots or ladles to make indirect comparisons by counting how many pots it takes to fill each container.
	
Number 6, 7, 8	Represent 6,7,8 in different ways, count out from a larger group. Support conceptual subitising by arranging 6,7 or 8 items into small groups and see how the numbers are made up of smaller numbers.
Making pairs - pairs wise	Begin to understand that a pair is two. Provide collections of items that come in pairs. Encourage to arrange small quantities into pairs, notice some quantities will have an odd one left over, no partner. Use Snap or memory games.
Combining 2 groups	Use real objects to combine and see how many altogether. Encourage subitising skills.
Length, height	Make direct comparisons. Encourage mathematical vocab relating to length – longer, shorter. To height – taller, shorter and breadth – wider, narrower. Make indirect comparisons using objects to measure items e.g., cubes or blocks.
Time	Order and sequence important times in the day and use language such as now, before, later, soon, after, then and next, to describe when events happen.



<p>Understanding the World</p> 	<p>Chronology: Visually represent their own day on a simple timeline (correspond with number 7 work, days of the week)</p> <p>Respect: Understand the value of being curious and interested in finding out about people within their own community and in other countries - special places and events or objects – through non-fiction texts, stories, visitors, celebrations.</p> <p>Mapping: Program a BeeBot or instruct a friend to move along a track or small world setup in a specific direction using terms up, down, side. <i>Recognise some environments that are different to the one in which they live e.g., Antarctica.</i></p> <p>Enquiry: Use technology and IT equipment to make observations or find information about different locations and places. Recognise, know, and describe features of different places. Look closely at similarities and differences.</p>	<p>Communication: Comment on what they notice about the environment where they live and understand the effect of the changing seasons on the natural world around them. Describe what they see, hear, and feel outside.</p> <p>Observation: Explore the natural world around them by taking part in weekly forest school inspired 'Nature School' sessions and making observations and drawing pictures of animals and plants. Understand the need to respect and care for the natural environment and all living things.</p>			
<p>Expressive Arts and Design</p> 	<p>Develop storylines in their pretend play. Return to and build on their previous learning, refining ideas and developing their ability to represent them.</p> <p>Artist Study – Yves Klein Artists who use hearts in their art (oil pastels)</p>  <p>Poetry Basket:</p> <ol style="list-style-type: none"> 1. Popcorn – a six-line poem 2. A Little House – an eight-line poem 3. Pancakes – a six-line poem 4. Let's Put on Our Mittens – a six-line poem 5. I Can Build a Snowman – a four-line poem 6. Carrot Nose – a four-line poem 	<p>Explore, use, and refine a variety of artistic effects to express their ideas and feelings.</p> <p>Explore and engage in music making and dance, performing solo or in groups.</p>			