


Name: _____ Date: _____

MY MAYAN TEMPLE DESIGN




Draw a labelled picture of your design:

What materials and tools will you need?

How will you join the different parts of your temple together?

Name: _____ Date: _____

MY MAYAN TEMPLE DESIGN



Draw a labelled picture of your design:

A large, empty rectangular area with a light blue background, intended for the student to draw their Mayan temple design. The drawing area is bounded by a thin black line.

What materials and tools will you need?

A rectangular area with a light blue background, intended for the student to write down the materials and tools they will need for their design. The area is bounded by a thin black line.

How will you join the different parts together?

A rectangular area with a light blue background, intended for the student to describe how they will join the different parts of their temple together. The area is bounded by a thin black line.

How will you make sure your temple is sturdy?

A rectangular area with a light blue background, intended for the student to describe how they will ensure their temple is sturdy. The area is bounded by a thin black line.

How will you decorate your temple?

A rectangular area with a light blue background, intended for the student to describe how they will decorate their temple. The area is bounded by a thin black line.

Name: _____ Date: _____



MY MAYAN TEMPLE PLAN

Complete the flow chart to describe the steps you will take to make your Mayan temple, then answer the questions.

Step 1:

Step 2:

Step 3:

Step 6:

Step 5:

Step 4:

Step 7:

Step 8:

Step 9:

Name three things your Mayan temple will need to be in order to be successful:

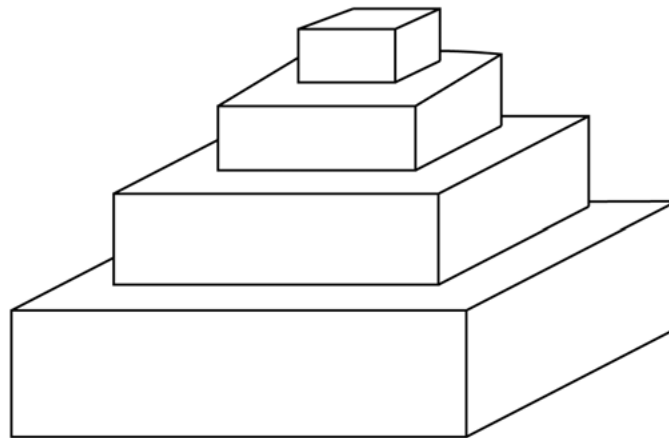
How will you make sure your Mayan temple is of a high quality?

Name: _____ Date: _____



Use the Temple Templates to construct the four layers of your Mayan temple. How will you add steps to your temple? What other decorations will you add? Annotate the design below.

My Mayan Temple Design




How will you join the levels of your temple together?

What materials and tools will you need?

How will you make your temple sturdy?

Name: _____ Date: _____

MY MAYAN TEMPLE EVALUATION



Colour in the face that best matches how you feel about each statement.

I am pleased with my finished Mayan temple.



I followed my design well when I was making my Mayan temple.



All the levels of my Mayan temple are in proportion with each other.



My Mayan temple is sturdy.



I chose appropriate materials to make my Mayan temple.



I joined all the different parts together well.



I decorated my Mayan temple well.



Name one thing you could change to make your temple even better:

What do you most like about your Mayan temple and why?

Name: _____ Date: _____

MY MAYAN TEMPLE EVALUATION



What did you most enjoy about making your Mayan temple?



What did you find most difficult when you were making your Mayan temple?



What changes did you have to make to your design when you were making your temple?



How pleased are you with how your temple looks? Why?



How pleased are you with how sturdy your temple is? Why?



What would you change if you were to make your temple again? Why?



How many marks out of ten would you give your Mayan temple? Explain your answer.

10

