

Pirates Phase 3

Tricky Words




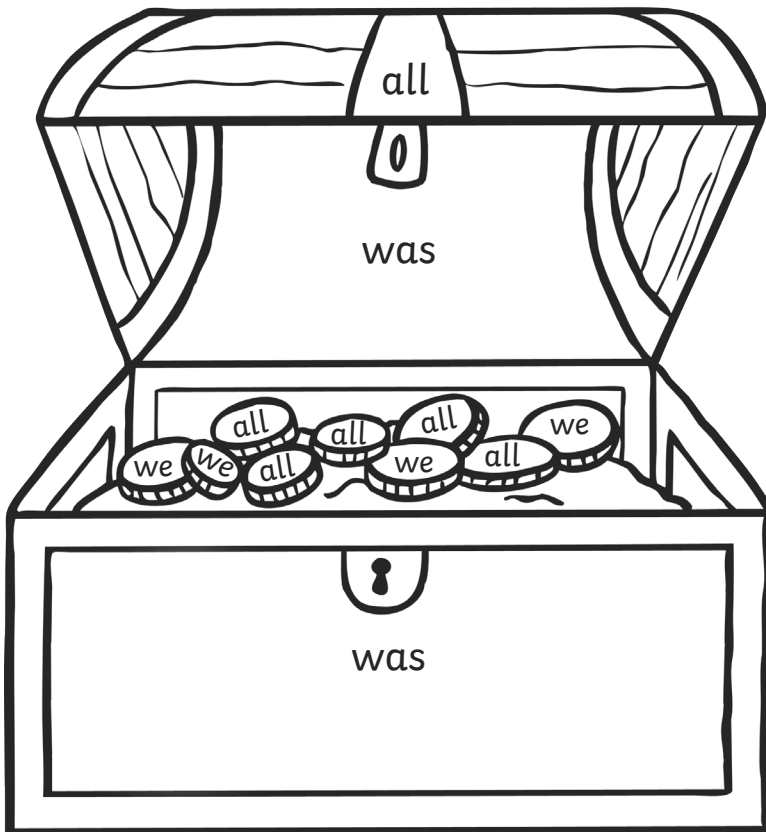
Activity Booklet

Name:

Pirate Parrot Tricky Word Colouring

Carefully, read the tricky words. Then, colour the picture using the clues.

he = red she = blue we = yellow me = green be = orange you = black
 are = purple her = pink was = brown all = grey
 they = dark green my = dark blue




Pirate Treasure Writing Tricky Words

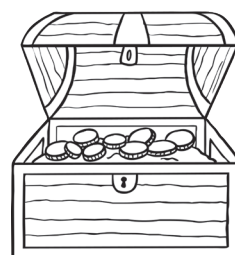
Write the tricky words to help the pirates reach the treasure!




he




she




we



me



be



you



Pirate Treasure Tricky Word Matching

Draw lines to match the same tricky words together.

he

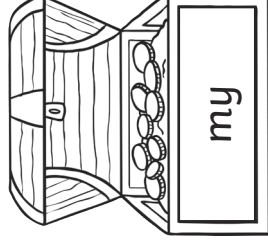
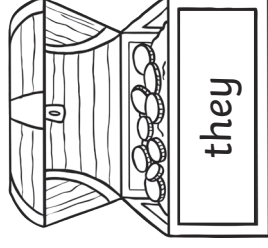
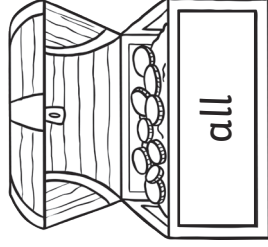
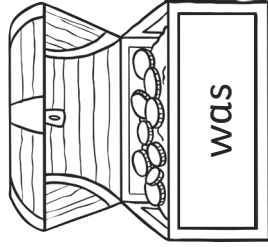
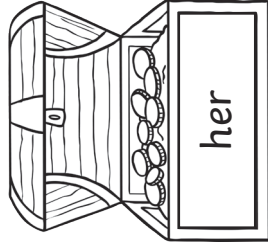
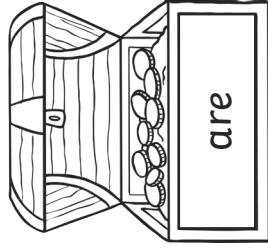
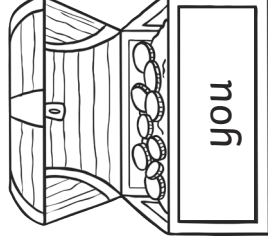
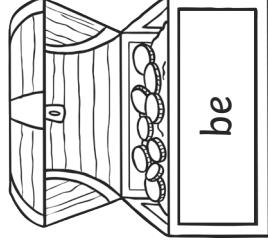
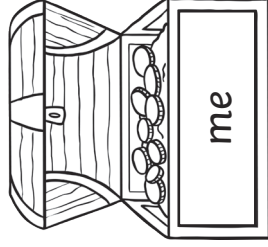
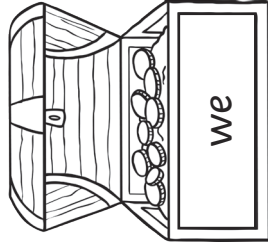
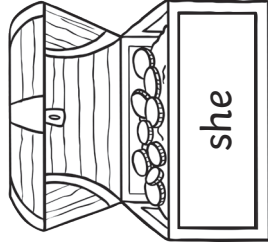
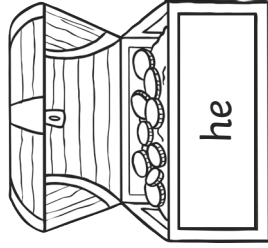
we

she

be

me

you



her

was

are






all

my

they


Pirate Ship Tricky Word Writing

Copy the tricky words on to the pirate ships to reach the island.



Pirate Treasure Read and Colour Tricky Words

Read the tricky words and then colour the gems.



Pirate Treasure Find and Read

Use a magnifying glass to find six pirate coins hidden around the picture. What tricky words are on the coins?

