
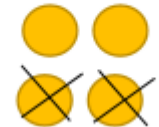
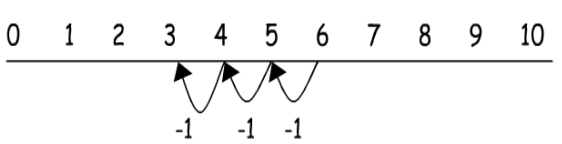



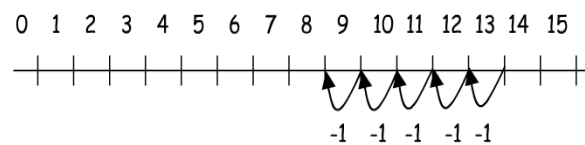

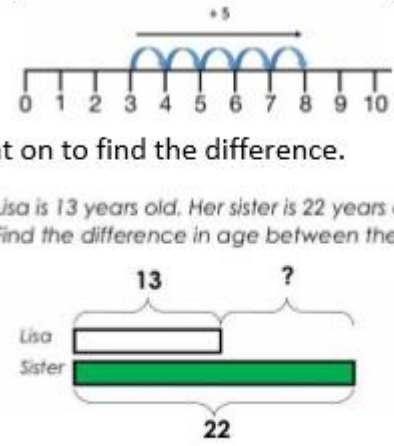
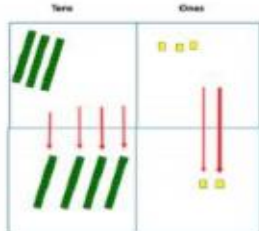






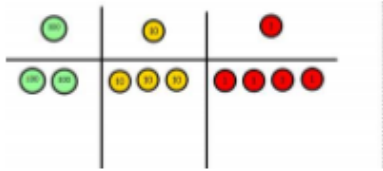
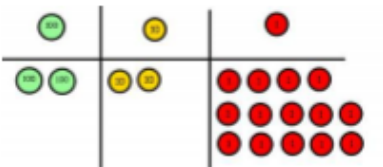
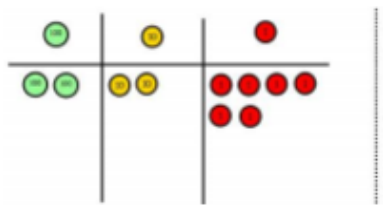
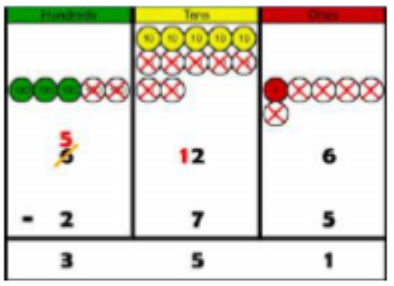

## Little Eaton Calculation Policy- Subtraction

	Objective	Concrete	Pictorial	Abstract
Reception	subtract two single-digit numbers and count back to find the answer.	<p>Concrete apparatus is used to relate subtraction to taking away and counting how many objects are left. Use physical objects, counters, cubes etc. to show how objects can be taken away.</p> <p><math>4 - 2 = 2</math></p> 	<p>Cross out drawn objects to show what has been taken away.</p> <p><math>4 - 2 = 2</math></p>  <p><math>6 - 3 = 3</math></p> 	$6-3=3$
Year 1	Taking away ones	<p>Use physical objects, counters, cubes etc. to show how objects can be taken away.</p> <p><math>4 - 2 = 2</math></p> 	<p>Cross out drawn objects to show what has been taken away.</p> <p><math>4 - 2 = 2</math></p> 	$4-2=2$
Year 1	Counting back	<p>Make the larger number in your subtraction. Move the beads along your bead string as you count backwards in ones.</p>  <p><math>13 - 4 = 9</math></p>	<p>Count back on the number line. Start at the biggest number and count back the smallest number, showing the jumps on the number line</p> <p><math>13 - 5 = 8</math></p> 	Put 13 in your head, count back 4. What number are you at? Use your fingers to help

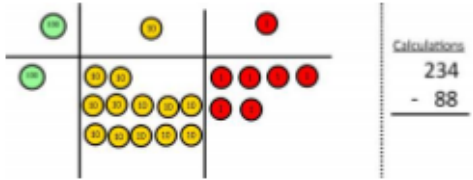
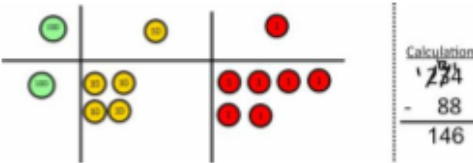

# Little Eaton Calculation Policy- Subtraction

<p>Year 1</p> <p>Find the difference</p>	<p>Compare amounts and objects to find the difference.</p>  <p>Use cubes to build towers or make bars to find the difference. Use basic bar models with items to find the difference.</p>	 <p>Count on to find the difference.</p> <p>Lisa is 13 years old, Her sister is 22 years old. Find the difference in age between them.</p> <p>Draw bars to find the difference between 2 numbers.</p>	<p>Hannah has 8 goldfish. Helen has 3 goldfish. Find the difference between the number of goldfish the girls have.</p>
<p>Year 2</p> <p>Column method without regrouping</p>	<p><math>75 - 42 = 33</math></p>  <p>Use Base 10 to make the bigger number then take the smaller number away.</p> <p>Show how you partition numbers to subtract.</p> <p>Again make the larger number first.</p> 	 <p>Draw the Base 10 or place value counters alongside the written calculation to help to show working.</p> 	<p><math>47 - 24 = 23</math></p> $\begin{array}{r} 47 - 24 = 23 \\ - \quad 20 + 7 \\ \quad 20 + 4 \\ \hline \quad 20 + 3 \end{array}$ <p>This will lead to a clear written column subtraction.</p> 

# Little Eaton Calculation Policy- Subtraction

Year 3	Column method with regrouping	<p>Use Base 10 to start with before moving on to place value counters. Start with one exchange before moving onto subtractions with 2 exchanges.</p> <p>Make the larger number with the place value counters</p> <div style="display: flex; align-items: center; justify-content: space-between;">  <div style="border-left: 1px dashed black; padding-left: 10px;"> <p>Calculations</p> <math display="block">\begin{array}{r} 234 \\ - 88 \\ \hline \end{array}</math> </div> </div> <p>Start with the ones, can I take away 8 from 4 easily? I need to exchange 1 of my tens for 10 ones.</p> <div style="display: flex; align-items: center; justify-content: space-between;">  <div style="border-left: 1px dashed black; padding-left: 10px;"> <p>Calculations</p> <math display="block">\begin{array}{r} 234 \\ - 88 \\ \hline \end{array}</math> </div> </div> <p>Now I can subtract my ones.</p> <div style="display: flex; align-items: center; justify-content: space-between;">  <div style="border-left: 1px dashed black; padding-left: 10px;"> <p>Calculations</p> <math display="block">\begin{array}{r} 234 \\ - 88 \\ \hline \end{array}</math> </div> </div>	 <p>Draw the counters onto a place value grid and show what you have taken away by crossing the counters out as well as clearly showing the exchanges you make.</p>	 <p>Children can start their formal written method by partitioning the number into clear place value columns.</p> <hr style="width: 20%; margin: 10px auto;"/> <p>Start to move on to compact when children are ready</p>
--------	-------------------------------	---	--	--

# Little Eaton Calculation Policy- Subtraction

<p style="writing-mode: vertical-rl; transform: rotate(180deg);">Y4</p>	<p style="writing-mode: vertical-rl; transform: rotate(180deg);">Column method with regrouping</p>	<p>Now look at the tens, can I take away 8 tens easily? I need to exchange 1 hundred for 10 tens.</p>  <p>Now I can take away 8 tens and complete my subtraction.</p>  <p>Show children how the concrete method links to the written method alongside your working. Cross out the numbers when exchanging and show where we write our new amount.</p>	<p>As above</p>	 <p>Moving forward the children use a more compact method.</p> <p>Refer to it using money, looking at two decimal places.</p> <table border="1" data-bbox="1592 592 1966 826"> <tr><td></td><td><sup>3</sup>4</td><td><sup>1</sup>4</td><td>.</td><td>6</td></tr> <tr><td>-</td><td>2</td><td>7</td><td>.</td><td>5</td></tr> <tr><td colspan="5"><hr/></td></tr> <tr><td></td><td>1</td><td>7</td><td>.</td><td>1</td></tr> <tr><td colspan="5"><hr/></td></tr> </table>		<sup>3</sup> 4	<sup>1</sup> 4	.	6	-	2	7	.	5	<hr/>						1	7	.	1	<hr/>														
	<sup>3</sup> 4	<sup>1</sup> 4	.	6																																			
-	2	7	.	5																																			
<hr/>																																							
	1	7	.	1																																			
<hr/>																																							
<p style="writing-mode: vertical-rl; transform: rotate(180deg);">Year 5/6</p>	<p style="writing-mode: vertical-rl; transform: rotate(180deg);">Column method with regrouping</p>	<p>As above</p>	<p>As above</p>	<table border="1" data-bbox="1576 1086 2085 1369"> <tr><td></td><td>8</td><td><sup>5</sup><del>8</del></td><td><sup>1</sup>7</td><td>.</td><td><sup>4</sup><del>5</del></td><td><sup>1</sup>0</td></tr> <tr><td>-</td><td>6</td><td>2</td><td>8</td><td>.</td><td>0</td><td>6</td></tr> <tr><td colspan="7"><hr/></td></tr> <tr><td></td><td>2</td><td>3</td><td>9</td><td>.</td><td>4</td><td>4</td></tr> <tr><td colspan="7"><hr/></td></tr> </table>		8	<sup>5</sup> <del>8</del>	<sup>1</sup> 7	.	<sup>4</sup> <del>5</del>	<sup>1</sup> 0	-	6	2	8	.	0	6	<hr/>								2	3	9	.	4	4	<hr/>						
	8	<sup>5</sup> <del>8</del>	<sup>1</sup> 7	.	<sup>4</sup> <del>5</del>	<sup>1</sup> 0																																	
-	6	2	8	.	0	6																																	
<hr/>																																							
	2	3	9	.	4	4																																	
<hr/>																																							